

Specification





Features:

Light source: High luminous efficiency, SMD2835 5050LED
LM80 proved

Process & Material: High light transmittance, environmental silicone material, integrated extrusion molding technology, IP65

Optical Design: Unique optical light distribution structure design, uniform lighting surface and no shadow.

Appearance Design: Compared with the traditional neon tube or PVC guardrail tube, the silicone material has good flexibility, the simple and stylish appearance, which is exquisite and unique.

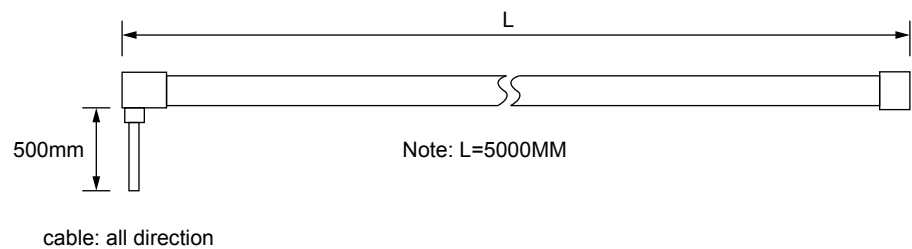
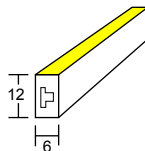
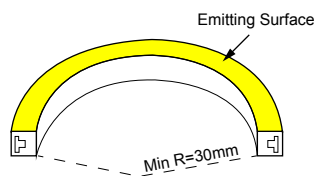
Product Certification: CE ROHS.

Environmental Features: Resistance to saline solutions, acids & alkali, corrosive gases and UV.

Working/Storage Temperature: Ta:-20~45 °C / 0 °C~60 °C.

Life Span: 36000H, 2 years warranty


Structure Parameters:



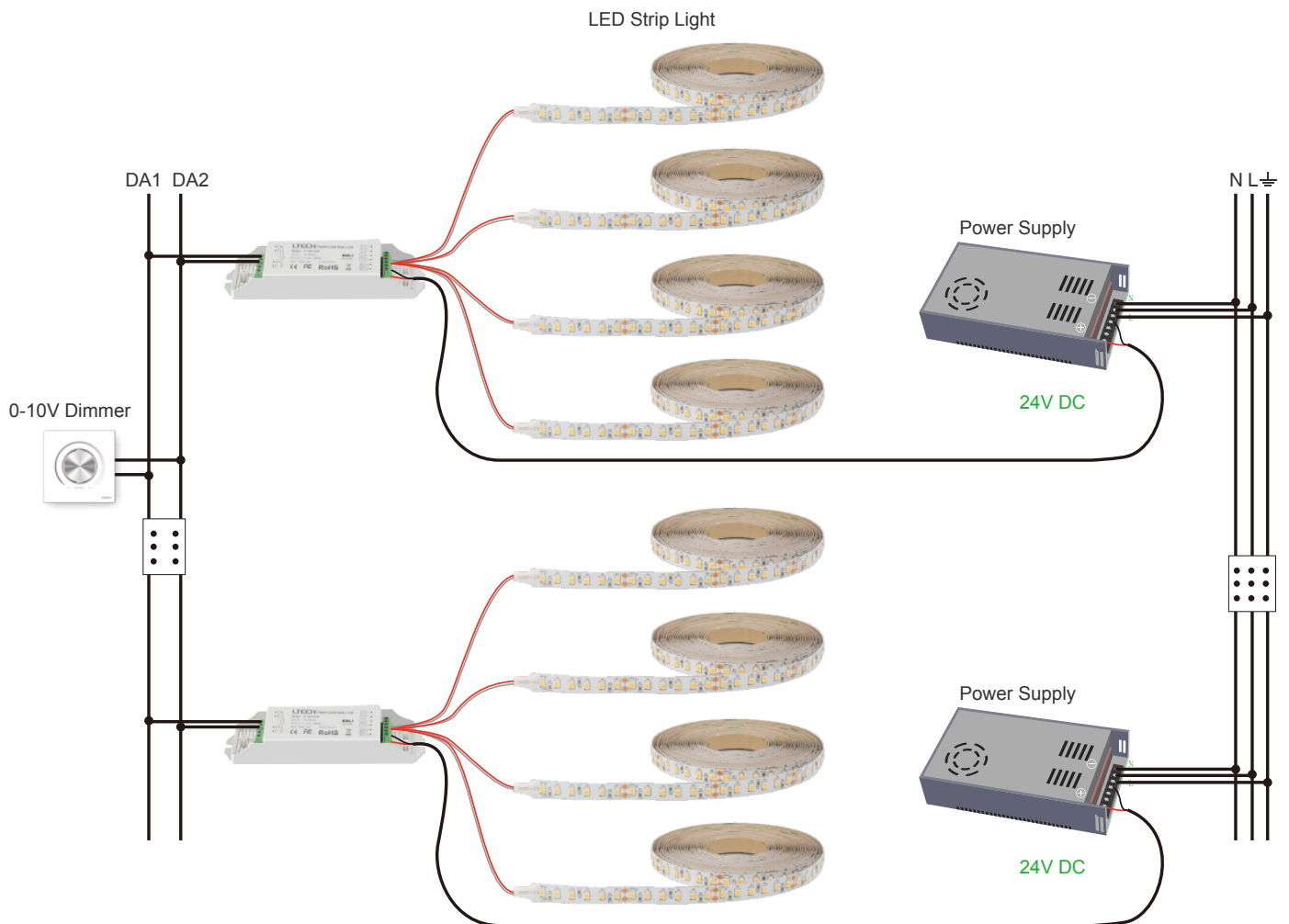
Part No.	Input Voltage	Power	CRI	Dimension	IP Level	Material
LT-U0612	DC12/24V	9.6W/M	>80	6mm*12mm	IP65	silicone tube

Wiring Diagram:





RF Dimming



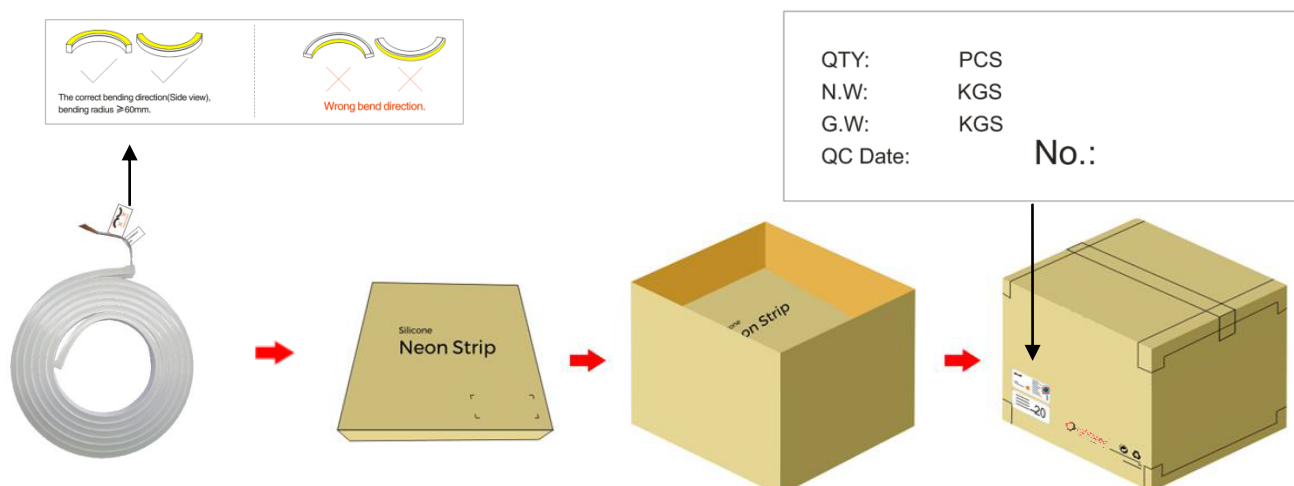
0-10V Dimming



Accessory information:

Name	Description	Image	Ordering code	Product quantity/ case	Product net weight (kg)	Net weight per box (kg)	Gross weight (kg)	Package size (mm)	Remark
Aluminium carrier	Flat mounting aluminum groove		\	12 P	0.11	1.43	2.48	1290*112*50	Size : L1000*W14.1*H20mm attached screw
Aluminum clip	Flat mounting of clip		CLIP-1515	350 PCS	0.003	1.05	1.35	250*250*150	Size : L25*W14.1*H20mm attached screw
End cap set	Silica end cap set, with end cap and plug		ENDCAP-1515	400 PCS	0.0034	1.36	1.66	250*250*150	Plug Size: L23*W18*H21mm End cap Size: L23*W15*H12mm
Gum filler	588ST acid gel		Kafuter-705	150 PCS	0.014	2.1	2.4	250*250*150	10ml/pcs
Wire	2P PVC wire (0.5M)		CABLE-2P-50CM	150 PCS	0.01541	2.31	2.61	250*250*150	Suitable for white light neon strip
Wire	2P PVC wire (2M)		CABLE-2P-200CM	125 PCS	0.0616	7.7	8		
Wire	4P PVC wire (0.5M)		CABLE-4P-50CM	150 PCS	0.0194	2.91	3.21	250*250*150	Suitable for RGB neon strip
Wire	4P PVC wire (2M)		CABLE-4P-200CM	125 PCS	0.0776	9.7	10		
Connectors	2PIN IP68 Waterproof Connectors		CON-2P-IP65	512 PCS	0.016	8.192	9.5	365*365*190	Suitable for white light neon strip
Connectors	3PIN IP68 Waterproof Connectors		CON-3P-IP65	512 PCS	0.018	9.216	10.2	365*365*190	/
Connectors	4PIN IP68 Waterproof Connectors		CON-4P-IP65	512 PCS	0.03	8.64	9.6	365*365*190	Suitable for RGB neon strip

Packaging Solutions:

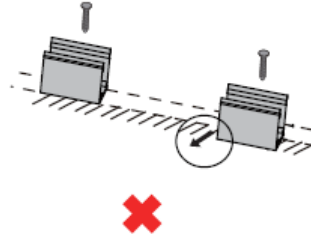
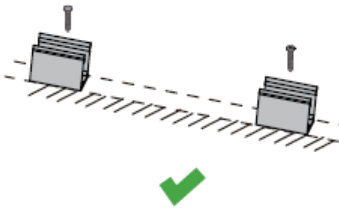


Installation Guidance:

Installation of clip

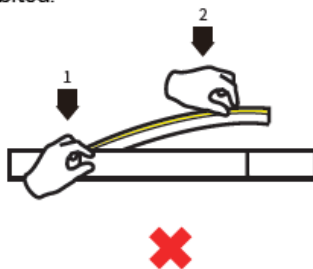
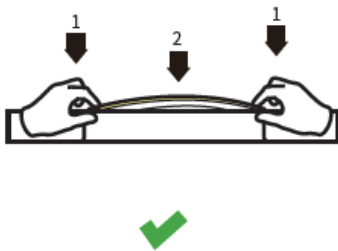
1. Use screws to fix the clips or carriers on the mounting position

⚠ Clip: 3 clips can be used for 1m;



Installation of carrier

1. When installing the LED strip, install it from both ends at the same time, installation from one direction is prohibited.

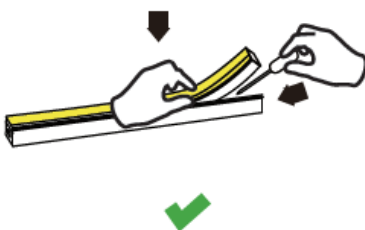


- ⚠ If the length of LED strip is over 2m, it is recommended to install by two persons.

> 2m

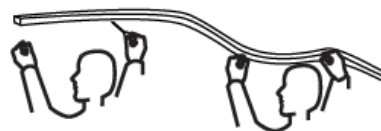


2. Use tool to disassemble carefully, and do not pull the LED strip directly.



- ⚠ If the length of LED strip is over 2m, it is recommended to disassemble by two persons.

> 2m



Precautions:

- > Use a 24V DC isolated power supply to drive the neon lamp strip and the ripple wave of constant voltage source shall be less than 5%. It is not allowed to use RC voltage reduction or non -isolated power supply to drive the neon lamp strip.
- > In actual applications, 20% of the power supply shall be kept (only 80% of the power is used) to guarantee that sufficient voltage is available to drive the product.
- > Attention shall be paid to safe operation. After powering on, it is not allowed to touch the AC power supply to avoid an electric shock.
- > Attention shall be paid to the positive and negative poles of the wires during installation and whether the power supply conforms to required voltages to avoid damages.
- > Avoid scratching, distortion and irregular bending of the product during installation; otherwise it may cause irreparable damage to the product.
- > Please do not bend the strip into an arc with a radius less than 60mm to ensure the longevity and reliability, the bending radius too small will damage the product itself.
- > If the actual length of application exceeds the specified using length, it will lead to overload heating and uneven brightness.
- > To keep the eyes from being harmed, try to avoid staring at the glowing side of the LED strip for a long time.
- > Non -professionals are prohibited from installing, disassembling and repairing the product.
- > Do not use any acid or alkaline adhesive to fix products (including not limited to glass cement, etc.)
- > Product is not suitable for use in swimming pools and fountains .

It is forbidden to wrap objects less than 60mm

